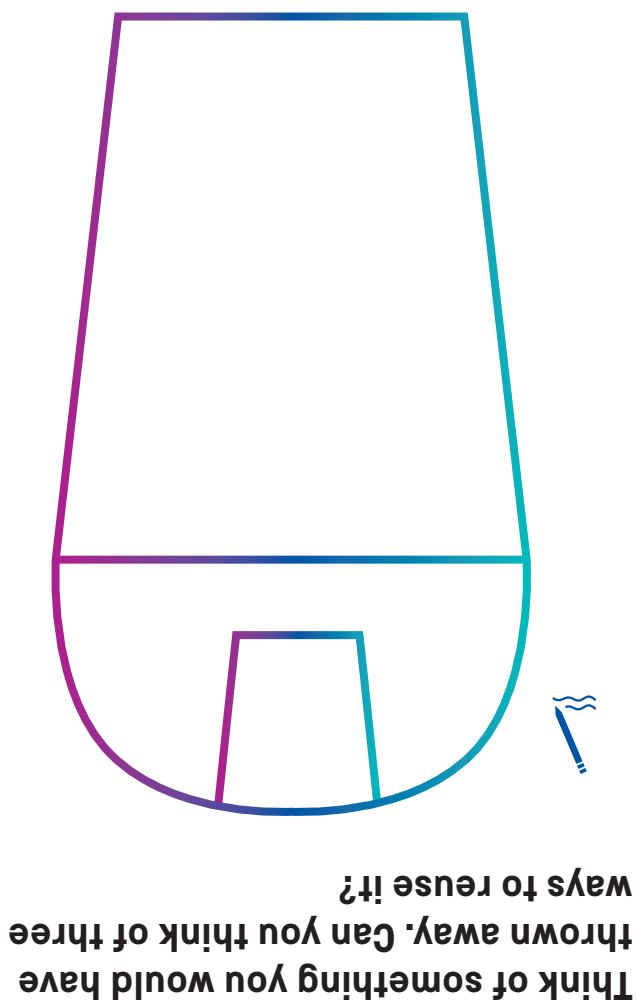


FINISHING TIME:	
MEETING POINTS:	
NAMES OF TEAM MEMBERS:	
TEAM NAME:	

- Find different objects for each challenge
- Look up, down and up close and see what you find
- Work together as a team and talk about your choices
- Write down or draw the different things that you find


### Top tips for exploring...

Follow your curiosity and the things that interest you to explore the amazing objects in our galleries. Use your observation and questioning skills to get thinking and talking about the world around us. See how many challenges you can complete in 30 minutes.




FOLD 1



**Can you come up with your own energy and environment challenge?**



# RAILWAY MUSEUM




## GREAT OBJECT HUNT: ENERGY AND THE ENVIRONMENT

EXPLORING 	Age 7-11 11-14	Topic ENERGY AND THE ENVIRONMENT	 30 MIN
	Skills used MAKING OBSERVATIONS • COMMUNICATION		

FOLD 2

**Invent a locomotive that runs on renewable energy. How does it work?**



**Find something...**



**that uses electricity to make it work**



**powered by coal, oil, or gas**



**that could be powered by a renewable energy**



**that you think needs a lot of energy to work**



**that you think is designed to save energy**



**that could be reused many times**

FOLD 1

**Find something...**



**that you think was built to last a long time**



**that could be recycled into something new**



**that could make a sound**



**that could cool you down**




**that gives off heat**



**you wish you had invented**

**Have a look around you. Could you change anything in the museum to help save energy?**



FOLD 2