

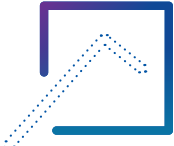
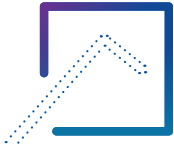
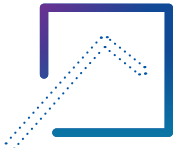


FINISHING TIME:	
MEETING POINTS:	
NAMES OF TEAM MEMBERS:	
TEAM NAME:	

- Find different objects for each challenge
- Look up, down and up close and see what you find
- Work together as a team and talk about your choices
- Write down or draw the different things that you find

Top tips for exploring...

Follow your curiosity and the things that interest you to explore the amazing objects in our galleries. Use your observation and questioning skills to get thinking and talking about how science and engineering shape our lives. See how many challenges you can complete in 30 minutes.

Find something...

- that is shiny 
- that is see-through 
- that feels cold 
- that is made from lots of different materials 
- that you think is beautiful 


FOLD 1

Can you come up with your own challenge?





FOLD 2

RAILWAY MUSEUM



GREAT OBJECT HUNT: MATERIALS

EXPLORING 	Age 5-7 7-11	Topic MATERIALS	 30 MIN
	Skills used MAKING OBSERVATIONS · COMMUNICATION		

Find something made from a material you're wearing



Find something...




that is made from plastic



that is more than 100 years old



that could hold water



that you think would break easily



that you think is strong


Find something...



that is soft



that looks surprising



made from glass



that you definitely couldn't make from glass



that shows signs of wear and tear

Imagine you've invented an exciting new material. What can it do?

