

FINISHING TIME:	
MEETING POINTS:	
NAMES OF TEAM MEMBERS:	
TEAM NAME:	

- Find different objects for each challenge
- Look up, down and up close and see what you find
- Work together as a team and talk about your choices
- Write down or draw the different things that you find

Top tips for exploring...


Follow your curiosity and the things that interest you to explore the amazing objects in our galleries. Use your observation and questioning skills to get thinking and talking about how science and engineering shape our lives. See how many challenges you can complete in 30 minutes.

Find something...

- with an interesting pattern
- that would make your journey more enjoyable
- that would be useful at night
- that is made from five different materials
- that makes you happy


FOLD 1

Can you come up with your own challenge?





FOLD 2

RAILWAY MUSEUM



GREAT OBJECT HUNT: EXPLORER

EXPLORING 	Age 5-7 7-11	Topic SCIENCE & TECHNOLOGY  30 MIN
	Skills used MAKING OBSERVATIONS · COMMUNICATION	

What object from your home would you put in the museum? What is the story behind it?

A large, empty rectangular box with a purple border, intended for drawing an object from home and its story.

Find something...



that has the biggest wheel you can find



that has the smallest wheel you can find



designed to solve a problem



that looks really old



streamlined (shaped to cut easily through air)

Find something...



that sends a message



that could be used to measure things (eg time, weight, speed)



that makes our lives easier




that could hold water



that you think is both beautiful and useful

Choose an object and mime how you think it moved

A large, empty rectangular box with a purple border, intended for drawing an object and miming its movement.