







About the images: Health and Medicine

These images are for non-commercial usage only; not for distribution to third parties.

All images © The Board of Trustees of the Science Museum, London

Thumbnail	Name	Date	Size	Description	Find out more online
	Paramedic Bicycle	C.2000	1008 mm x 1740 mm x 615 mm	This bicycle was used during the trial of the London Ambulance Cycle Response Unit in 2000. The trial was a success, and the unit now respond to 30,000 calls a year. On average, it takes them six minutes to get to where they need to be.	https://collection.science.museumgroup.org.uk/objects/co8554574/paramedic-bicycle-paramedic-bicycle
	'Model 1' EPIC, (electrically propelled indoor chair), Thames Ditton, England, 1973-1976	1973-1976	940 mm x 550 mm x 870 mm	This is a left-handed 'EPIC (Electrically Propelled Indoor Chair) chairmobile'. It is designed for people who have trouble moving, so they can get around indoors.	https://collection.science.museumgroup.org.uk/objects/co8079666/model-1-epic-electrically-propelled-indoor-chair-thames-ditton-england-1973-1976-electrically-propelled-indoor-chair

	<p>Bed specially designed for those with epilepsy, London, England, 1851-1920</p>	<p>1851-1920</p>	<p>920 mm x 1980 mm x 845 mm</p>	<p>This bed was designed in the mid-1800s to help protect people with epilepsy from injury during a seizure. It has sides strong enough to keep the person in the bed, but it's soft enough so the person won't hurt themselves.</p>	<p>https://collection.science.museumgroup.org.uk/objects/co120550/bed-specially-designed-for-those-with-epilepsy-london-england-1851-1920-hospital-bed</p>
	<p>Vaccination lancet</p>	<p>1822-1869</p>	<p>4 mm x 87 mm x 32 mm</p>	<p>This unusual vaccination lancet was used to carry out arm-to-arm vaccination. This was made illegal in 1898 as it could spread disease due to the direct contact of bodily fluids required. The injections we have today are much safer!</p>	<p>https://collection.science.museumgroup.org.uk/objects/co147133/vaccination-lancet-london-england-1822-1850-lancet</p>
	<p>Leech jar</p>	<p>1831-1859</p>	<p>overall: 510 mm x 245 mm x 220 mm</p>	<p>Leeches were once a popular tool for 'blood-letting' - people thought that having some of their blood removed would cure illness. The treatment was so popular in the 1830s that supplies ran short! They are still used today to reduce swelling after some surgeries.</p>	<p>https://collection.science.museumgroup.org.uk/objects/co136045/leech-jar-england-1831-1859-leech-jar</p>

	'Rathbone' dental unit	1946-1955	length 610 mm; min: width 700 mm; height 2010 mm	Dentistry became free on the NHS in 1948 and suddenly many more people were able to go to the dentist. This type of dental unit was made to meet the sudden demand. This unit was used in the early days of the NHS, but it looks very similar to what is used today.	https://collection.science.museumgroup.org.uk/objects/co100250/rathbone-dental-unit-england-1946-1955-dental-unit
---	---------------------------	-----------	---	---	---