


FINISHING TIME:	
MEETING POINTS:	
NAMES OF TEAM MEMBERS:	
TEAM NAME:	



- Top tips for exploring...
- Find different objects for each challenge
  - Look up, down and up close and see what you find
  - Work as a team and talk about your choices
  - Write down or draw the different things that you find

Follow your curiosity and the things that interest you to explore the amazing objects in our galleries which are linked to the science of light and sound. Use your observation and questioning skills to get thinking and talking about how science shapes our lives. See how many challenges you can complete in 30 minutes.

# SCIENCE+ MEDIA MUSEUM



## GREAT OBJECT HUNT: EXPLORER

EXPLORING 	Age 5-7, 7-11, 11-14	Topic SCIENCE AND TECHNOLOGY	 30 MIN
	Skills used MAKING OBSERVATIONS • COMMUNICATION		

that you might find at home



an older person might like



that uses electricity



that sends a message  
 between two places




that looks really old



Find something...


FOLD 1

Can you come up with your own light and sound challenge?



FOLD 2

**Choose an object and create 5 hashtags to encourage people to come and see it.**



**Find something...**



**that contains a lens**



**that can receive a signal**



**you want to know more about**



**that makes you feel happy**



**that contains your favourite colour**

**Find something...**



**that can help you record a memory**



**that light can pass through**



**that has wires**



**that can display an image**



**that makes an interesting shadow**

**Think of something that you own that you would put in the gallery. Why did you choose it?**

