


FINISHING TIME:	
MEETING POINTS:	
NAMES OF TEAM MEMBERS:	
TEAM NAME:	

- Find different objects for each challenge
- Look up, down and up close and see what you find
- Work together as a team and talk about your choices
- Write down or draw the different things that you find



### Top tips for exploring...

Follow your curiosity and the things that interest you to explore the amazing objects in our galleries. Use your observation and questioning skills to get thinking and talking about how science and technology shape our lives. See how many challenges you can complete in 30 minutes.

# SCIENCE MUSEUM



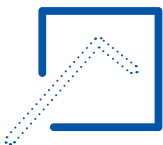
## GREAT OBJECT HUNT: MATERIALS

EXPLORING 	Age 5-7, 7-11, 11-14	Topic MATERIALS	 30 MIN
	Skills used MAKING OBSERVATIONS • COMMUNICATION		

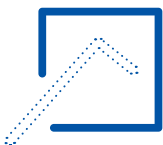
FOLD 2

### Find something...

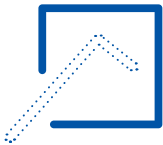
made from plastic



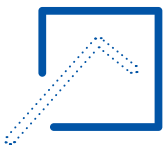
made from paper



made from fabric



that would keep you dry  
in the rain




that could keep you warm




FOLD 1

Can you come up with your own materials challenge?



**Find an interesting texture  
and draw it**



**Find something...**



**made from natural materials**



**made from an unusual  
material**



**you think was expensive  
to make**



**that shows signs of wear  
and tear**



**that was designed to be  
thrown away**

**Find something...**



**that would bounce if you  
dropped it**



**you think would break  
easily**



**you think is strong**



**that is made from metal**



**you think would survive  
a fire**

**Choose an object. How would you  
change it if you had the chance?**

