



FINISHING TIME:	
MEETING POINTS:	
NAMES OF TEAM MEMBERS:	
TEAM NAME:	

- Find different objects for each challenge
- Look up, down and up close and see what you find
- Work together as a team and talk about your choices
- Write down or draw the different things that you find



### Top tips for exploring...

Follow your curiosity and the things that interest you to explore the amazing objects in our galleries. Use your observation and questioning skills to get thinking and talking about how science and technology shape our lives. See how many challenges you can complete in 30 minutes.

# SCIENCE MUSEUM



## GREAT OBJECT HUNT: MATERIALS

EXPLORING 	Age 7-11 11-14	Topic MATERIALS	 30 MIN
	Skills used MAKING OBSERVATIONS • COMMUNICATION		

FOLD 2

### Find something...

made from plastic



made from paper



made from fabric



that would keep you dry  
 in the rain




that could keep you warm




FOLD 1

Can you come up with your own materials challenge?



**Find an interesting texture and draw it**



**Find something...**



**made from natural materials**



**made from an unusual material**



**you think was expensive to make**



**that shows signs of wear and tear**



**that was designed to be thrown away**

**Find something...**



**that would bounce if you dropped it**



**you think would break easily**



**you think is strong**



**that is made from metal**



**you think would survive a fire**

**Choose an object. How would you change it if you had the chance?**

