

FINISHING TIME:	
MEETING POINTS:	
NAMES OF TEAM MEMBERS:	
TEAM NAME:	

- Find different objects for each challenge
- Look up, down and up close and see what you find
- Work together as a team and talk about your choices
- Write down or draw the different things that you find



Top tips for exploring...

Follow your curiosity and the things that interest you to explore the amazing objects in our galleries. Use your observation and questioning skills to get thinking and talking about how science and technology shape our lives. See how many challenges you can complete in 30 minutes.

SCIENCE MUSEUM



GREAT OBJECT HUNT: LIGHT AND SOUND

EXPLORING 	Age 7-11 11-14	Topic LIGHT AND SOUND	 30 MIN
	Skills used MAKING OBSERVATIONS • COMMUNICATION		

Find something...

that sends a message
between two places



used to broadcast radio
or television



that has wires



that could help you
hear better




that can receive a signal




FOLD 1

Can you come up with your own light and sound challenge?



FOLD 2

Find something for each of the primary colours of light (red, green and blue)



Find something...



that makes a sound



you can see your reflection in



you could use to make or play music



that could help you see better



that is transparent

Find something...



you could use to send a message



that contains a lens



that can capture an image



that would be useful in the dark



that gives off light

Close your eyes. Listen closely to the sounds around you, and note down all the different sounds you hear

