

FINISHING TIME:	
MEETING POINTS:	
NAMES OF TEAM MEMBERS:	
TEAM NAME:	

- Find different objects for each challenge
- Look up, down and up close and see what you find
- Work together as a team and talk about your choices
- Write down or draw the different things that you find

Top tips for exploring...

Follow your curiosity and the things that interest you to explore the amazing objects in our galleries. Use your observation and questioning skills to get thinking and talking about how science and technology shape our lives. See how many challenges you can complete in 30 minutes.

that makes your life easier



that gives off heat



powered by oil, coal or gas



that can make a sound




you think would burn for a long time



Find something...


FOLD 1

Can you come up with your own energy challenge?





FOLD 2

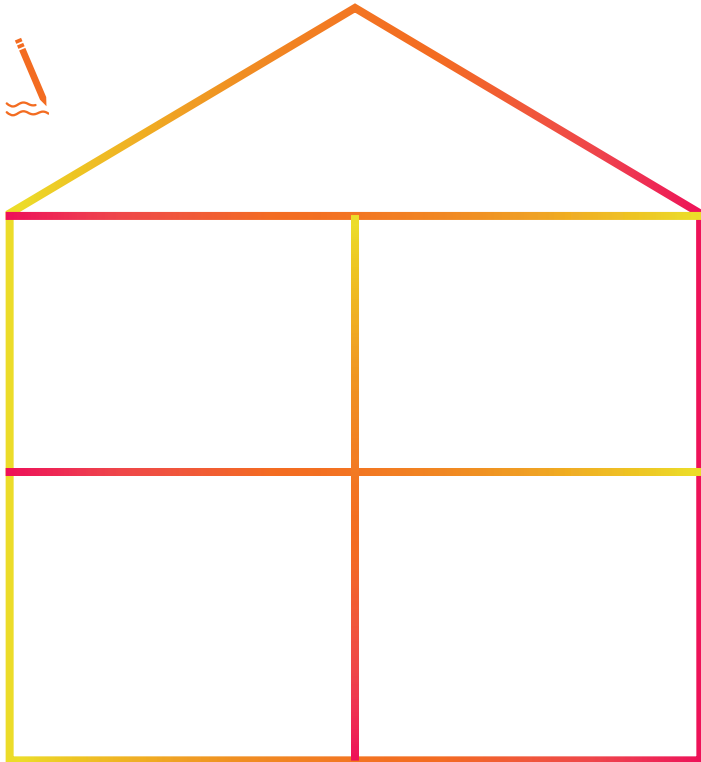
SCIENCE MUSEUM



GREAT OBJECT HUNT: ENERGY

EXPLORING 	Age 7-11 11-14	Topic ENERGY	 30 MIN
	Skills used MAKING OBSERVATIONS • COMMUNICATION		

Find five things you would like in your home which use energy



Find something...



with a lever



that would be expensive to run



powered by renewable energy



that uses electricity to make it work



that could help get you home

Find something...



that was powered by steam pressure



that could cool you down



you think would save energy



that relies on your physical energy to work



you could use to cook a meal

Have a look around you. Could you change anything in the museum to help save energy?

