

SCIENCE MUSEUM

GALLERY GUIDE

WONDERLAB

INFORMATION



Age
7-11
11-14

Topic
**MATHS, ELECTRICITY, FORCES,
SPACE, LIGHT, MATTER, SOUND**

 **45 MIN**

Location

LEVEL 3, SCIENCE MUSEUM, LONDON

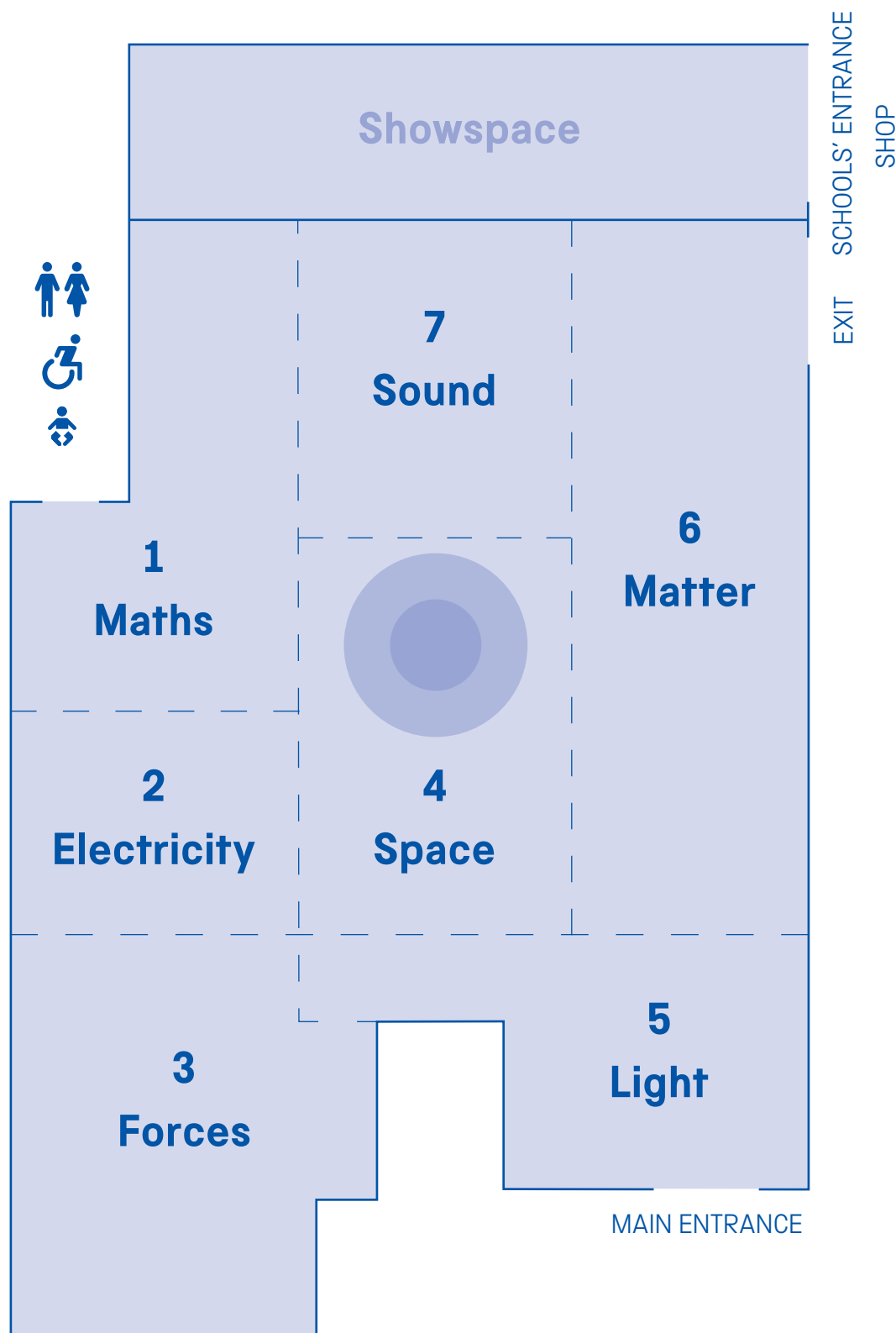
Fuel your imagination in a world of wonder in *Wonderlab*.

With more than 50 hands-on experiences, you will ignite your curiosity in science and maths by exploring scientific principles at first hand.

The gallery reveals how science and maths shape our everyday lives across seven curriculum-themed zones: Maths, Electricity, Forces, Space, Light, Matter and Sound.

Wonderlab is about using your skills, experimenting and thinking as a scientist – being curious, looking closely and thinking creatively. It will inspire you and your group to see the world around us in new and exciting ways.

Here are some of the highlights and opportunities to experience in the gallery.



MAJOR SPONSOR



SUPPORTER


Stavros Niarchos
Foundation (SNF)

1 Maths

Explore how so much of our everyday lives can be explained by maths. Experiment with patterns and logic to complete challenges. Investigate 2D and 3D shapes and create beautiful tessellations that fit together perfectly.

Don't miss: Water Jet Challenge

Find the perfect angle to make the water hit the target every time.



2 Electricity

See electricity travelling across the ceiling in our Explainer-led tesla coil demonstrations. Create a lightning storm, make magnets levitate and use problem-solving skills to build electric circuits.

Don't miss: Lightning Strike

Use your hands to control a lightning storm in a glass tube.




3 Forces

Experience how the forces we use every day let us slide, build, move and spin. Experiment with air resistance and angular momentum. Work together to build the longest gravity ball run and the strongest structures.

Don't miss: Friction Slide

Explore which materials and surfaces have the most friction.



4 Space

Experience the wonder of space and discover how it affects our lives on Earth. Investigate gravity, create your own northern lights, and discover why the colour of the Moon can appear to change.

Don't miss: Orbits

Ride with the Earth and the Moon on their journey around the Sun.




5 Light

Experiment with the different properties of light to explore how it can be reflected, bent or blended. See what our world looks like under different coloured lights in the Colour Room and stick your shadow to the wall.

Don't miss: Infinity Boxes

Count the number of reflections in these boxes filled with mirrors.




6 Matter

Investigate the incredible properties of the different states of matter. Discover how gases flow, and watch the amazing effect of water freezing and a waterfall that can behave in a very unusual way.

Don't miss: Icy Bodies

See the beauty and tranquillity of solid dry ice (carbon dioxide) sublimating into a gas.




7 Sound

Explore and experience sound in many different ways. Create electronic music by experimenting with different frequencies and volumes. See what sound looks like and how different wave patterns change the sound we hear.

Don't miss: Waves

See how wave patterns can change the sounds we hear.



Talk about...

Follow your interests and curiosity as you explore the gallery. There are no right or wrong answers here, only opportunities to use observation skills and to think creatively about solving problems. Use these questions as a starting point to think and talk about what you are experiencing:

- What do you see/feel/notice?
- What do you think is happening? Why do you think that?
- Have you seen or experienced anything similar in your everyday life?
- What would you like to know more about? How could you find out more?

Make the most of your visit

Throughout the gallery you will meet our team of Explainers, who are there to help and support you to make the most of your visit.

Make sure you catch one of our high-energy science shows in the Showspace, and take part in the live science demonstrations performed regularly in the gallery.

You'll find more details of these live demos at the Chemistry Bar and in the Electricity Demo Area.

Look out for the exhibit labels to find out more about the science and maths behind the experiences and how they are useful in our everyday lives.

Explore more...

Your journey of discovery doesn't stop when you leave the gallery. Explore the museum to see real-world examples of breakthroughs in science and technology that relied on the principles you experienced in *Wonderlab*. Great galleries to visit are *Making the Modern World*, *Flight*, *Information Age* and *Mathematics: The Winton Gallery*.

You can also continue your experience back at home and in the classroom. The Science Museum website features lots of different hands-on activities, films and games inspired by the science principles that are demonstrated in the gallery and throughout the museum.