


FINISHING TIME:	
MEETING POINTS:	
NAMES OF TEAM MEMBERS:	
TEAM NAME:	

- Find different objects for each challenge
- Look up, down and up close and see what you find
- Work together as a team and talk about your choices
- Write down or draw the different things that you find


Top tips for exploring...

Follow your curiosity and the things that interest you to explore the amazing objects in our galleries. Use your observation and questioning skills to get thinking and talking about how science and technology shape our lives. See how many challenges you can complete in 30 minutes.

SCIENCE MUSEUM



GREAT OBJECT HUNT: MATERIALS

EXPLORING 	Topic	MATERIALS	🕒 30 MIN
	Skills used	MAKING OBSERVATIONS • COMMUNICATION	

FOLD 2

Find something...

made from plastic



made from paper



made from fabric



that would keep you dry
in the rain




that could keep you warm




FOLD 1

Can you come up with your own materials challenge?



Find an interesting texture and draw it



Find something...



made from natural materials



made from an unusual material



you think was expensive to make



that shows signs of wear and tear



that was designed to be thrown away

Find something...



that would bounce if you dropped it



you think would break easily



you think is strong



that is made from metal



you think would survive a fire

Choose an object. How would you change it if you had the chance?

